

56. Brabham BT49 - Ford 1979

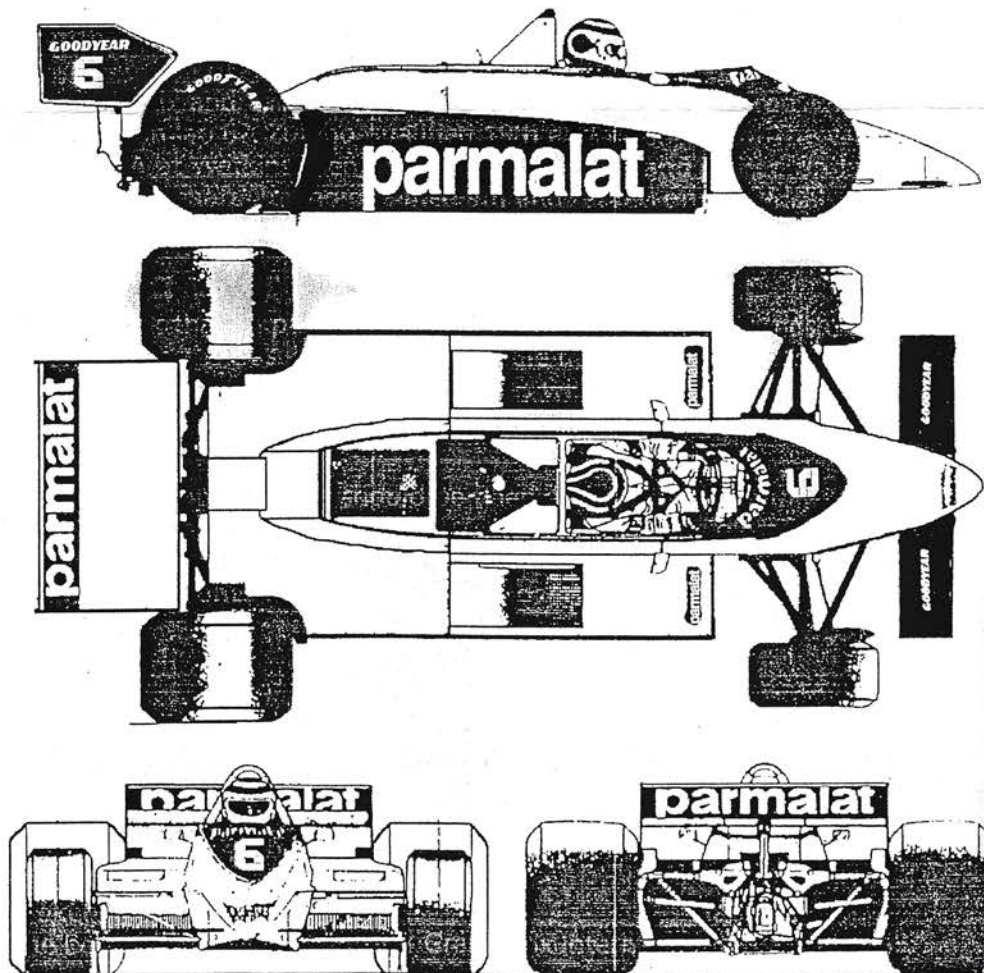
The Brabham BT49 was designed by Gordon Murray to be light compact car after the heavy BT48 Alfa-Romeo powered car. First appearing in Canada and was test by Niki Lauda and driven in the race by Piquet and Zunino. Piquet qualified 4th and ran 3rd for much of the race but retired with gearbox problems on lap 62. Zunino qualified 19th and finished 7th. The cars also ran in the USA at Watkins Glen, Piquet qualified 2nd and retired on lap 54 with broken drive shaft. Zunino qualified 9th and retired on lap 26. The best references for photos is Grand Prix International Number 13 1979.

Building your 1/43rd Scale Racing Car.

Please check that all parts are present before removing any 'flash' left by the casting process with suitably shaped needle files and a modellers knife. It may be necessary to clear some locating holes with a small drill. Referring to the drawings over leaf, test fit the parts together, trimming if required to ensure a perfect fit.

Any surface imperfections should be filled and castings carefully rubbed with wet-or-dry paper (No.600) used wet, before spraying the gloss finish. Paint the small parts with model enamel using our guide as a reference. Use a quick setting epoxy adhesive to assemble the model taking care not to use too much.

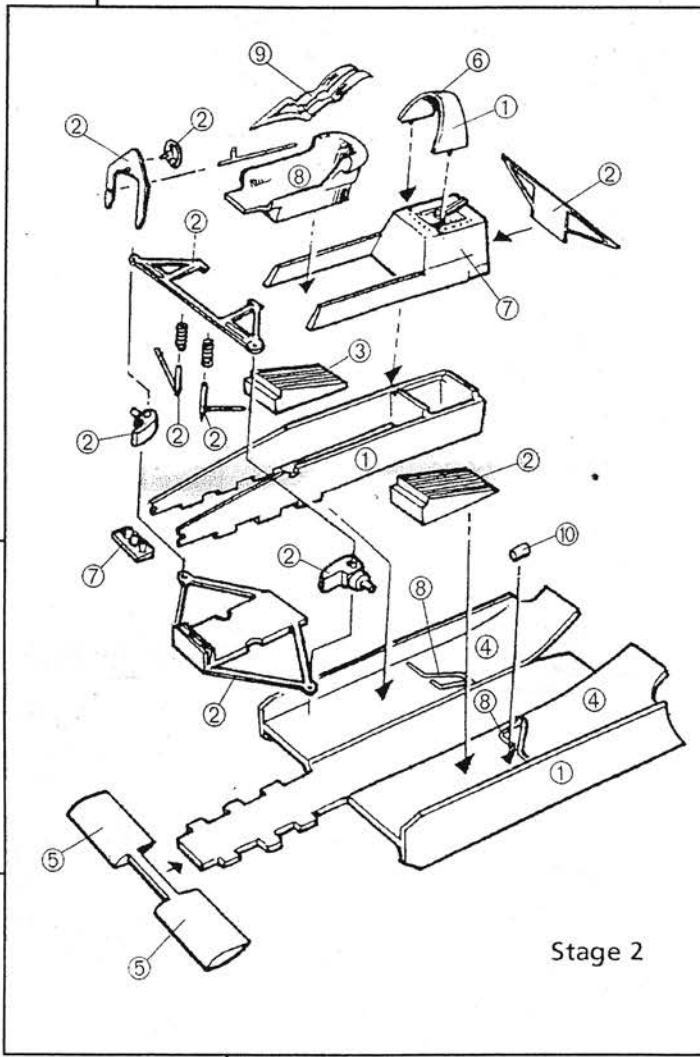
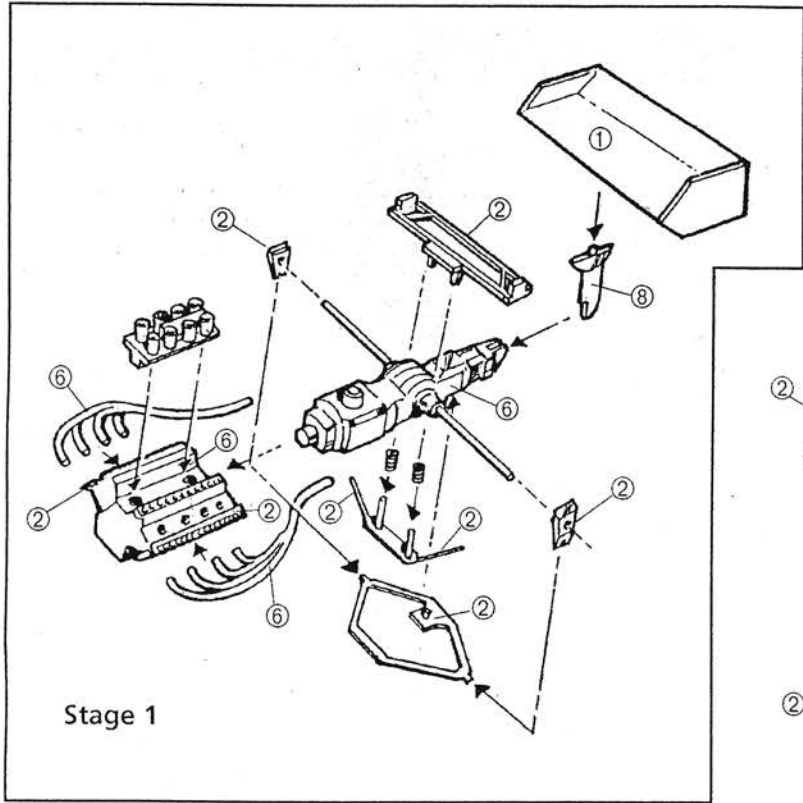
The transfers are waterslide type. Cut up the backing sheet before soaking in warm water to release them. Use a fine paint brush to pick up the small ones.



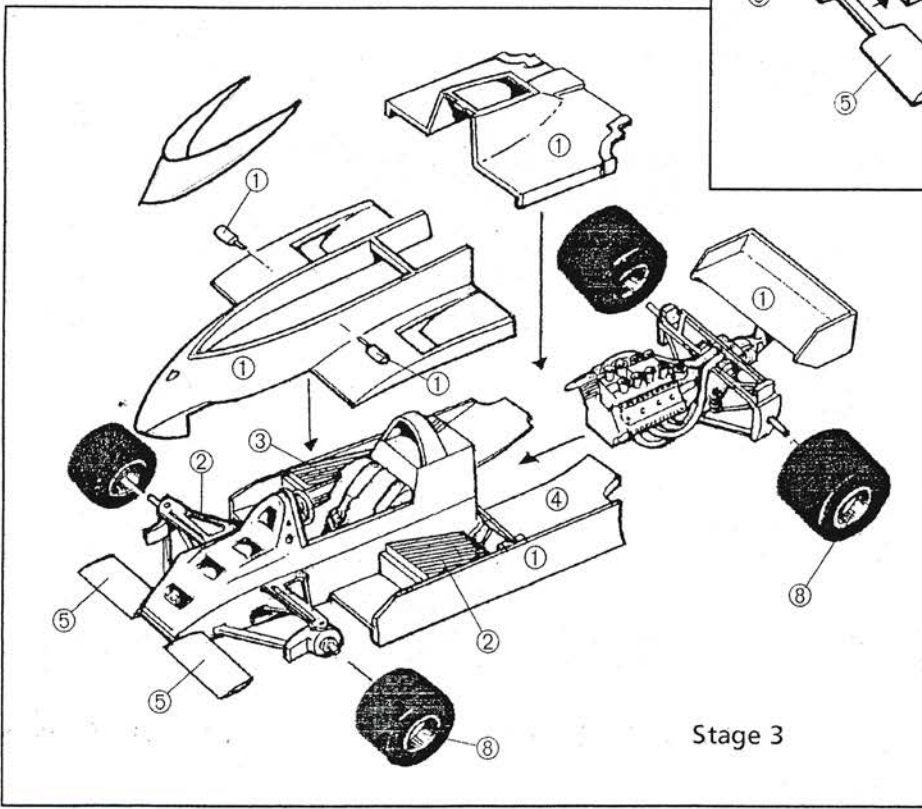
Scale Racing Cars

7. Wolfe Close, Cottingham, East Yorkshire HU16 5ET

Scale Racing Cars. ASSEMBLY INSTRUCTIONS



The contents of the kit illustrated may vary as we continue to improve our products



- Paint Colours
- ① Red Gloss
 - ② Matt Black
 - ③ Gold
 - ④ Silver
 - ⑤ Dark Blue Gloss
 - ⑥ Gun Metal
 - ⑦ Polished Metal
 - ⑧ Satin Black
 - ⑨ Matt Blue
 - ⑩ Green Gloss