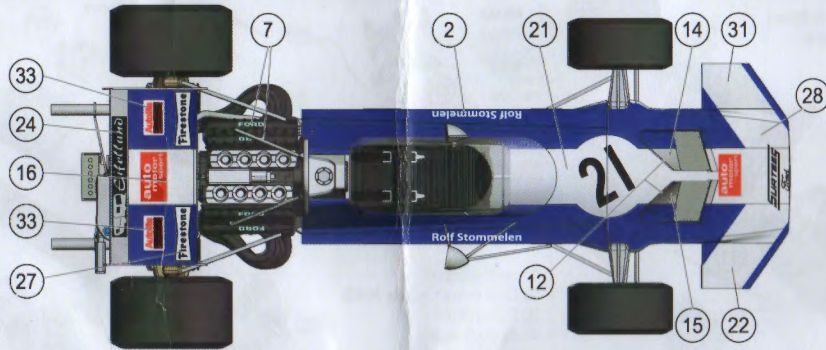
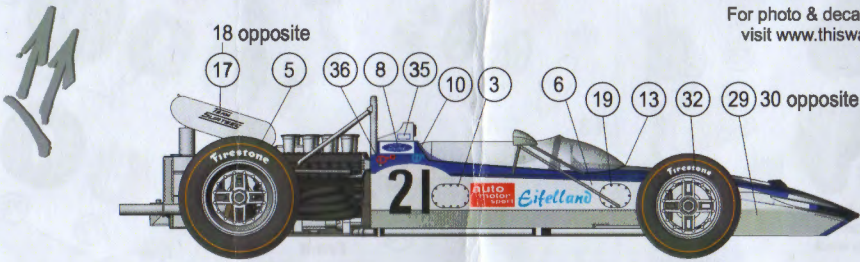


TWU 067 Surtees TS7 1971 South African GP Rolf Stommelen 12th

For photo & decal references visit www.thiswayup.co.za



For the 1971 South African GP at Kyalami, 3 cars were entered by Team Surtees, one being the new TS9 and the other two the older Surtees TS7 cars. Chassis TS7/002 was used by Rolf Stommelen and, unlike the other cars, carried the sponsorship of German backers Auto Motor und Sport magazine and Eifelland Caravans. Stommelen qualified in 15th position and finished the race placed 12th. John Surtees's old car, chassis TS7/001 was used by Brian Redman taking part in his first GP since Spa in 1968. He qualified in 17th position and finished 7th.

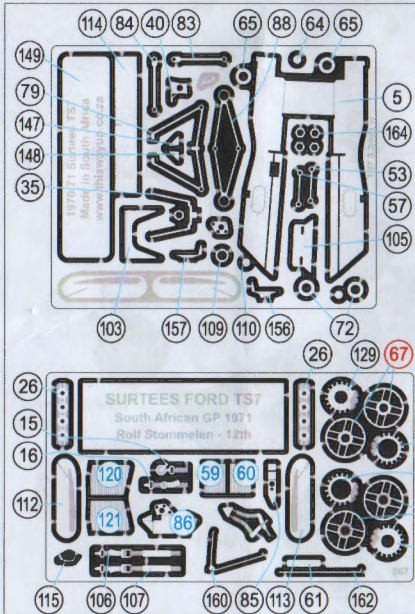
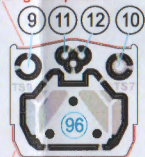



Photo Etch

Bending Template B



Bending Template A



Paint

- TS15 blue
- TS26 white
- XF1 flat black
- XF16 aluminium
- XF56 metallic grey
- X11 silver
- X10 gun metal
- X18 semigloss black
- X31 titanium gold

1

2

3

4

5

6

7

8

9

Drilling Instructions

Also see step 18 for mirror drilling

2.50
1.25

43 44
45 46
42

Glue, then paint aluminium

Keep slots clear for wing support

BEND

cut 2 wires 0.5 x 2.5mm

10

temporary Ø 0.5 wire no glue!

55 57
54 56
53

Polished 56

Decal 37

50 titanium gold

51 Semi gloss black

52 Polished

53 temporary no glue!

Make 2 Sets

11

62 64 Clear Blue
60 61
58 59

63

Glue, 62 & 63 then paint semi gloss black

Glue, 58-61 then paint aluminium

12

spokes semi gloss black

Make 2 Sets

Rear

67 66 65
68 70 71
72 73 74 75 76 77 78

spokes semi gloss black

Front

Make 2 Sets

13 14

80 79 81

15

Ø 0.5mm wire x 29.4mm Bend in template A

82

Battery-black with decal 20

86 BEND

87

83 84 85

88

Bend in template B

89 90

16

Ø 0.5 x 14.8mm cut wire

Polish end

93 91 92

Flat black 94

94

17

103 BEND

white

half etch on underside

104

21.0
11.7

0.5mm Drill

10.3

1: Join 95-102
2: Drill mirror holes RHS
3: Paint blue
4: Apply decals

98 Decal 9
97
99 Decal 4
95 Aluminium
102 Decal 6
100 White 96
101

18

110 109 108
106 105 107

Flat black

Decal #11

Decal #1

Straps Flat Black Buckles Silver

19

White 112
Decal 17

116 BEND

Top Surface Blue

111 White

115

White 114

113 White

Decal 18

20

Blue 119
Blue 118
Blue 117

Aluminium

21

120 121 126
125 124
123 122 blue

Decal 15
Decal 29

Decal 26
Decal 25
127 blue
Decal 31
Decal 28

22

Semi gloss black 130
129 132
128 132
gun metal
Aluminium 136
137 137
135 Semi gloss black
134

131 Aluminium

139

Ø 0.5 x 4.5

143 142

Polish

141 140

144 Aluminium

145 Ø 0.5 x 7.5mm cut wire

146

148 Semi gloss black

23

149 150 Polished

Polished 151

Polished 152

24

Polish 153

154 155

Ø 0.5 x 12.5mm cut wire

156

157

25

Bend wire Ø 0.7 x 12.9mm

158

159

Bend wire Ø 0.7 x 31mm

26

161 160 162

164

insert into slots from step 10

27

164 163 Semi gloss black

164

Semi gloss black 163

165

Decal 12 on the joint
Decal 30

Decal 29

166

164 163 Semigloss black

28